

Self Monitoring Level Alarm System

Self monitoring level alarm system is presented in two different ways.

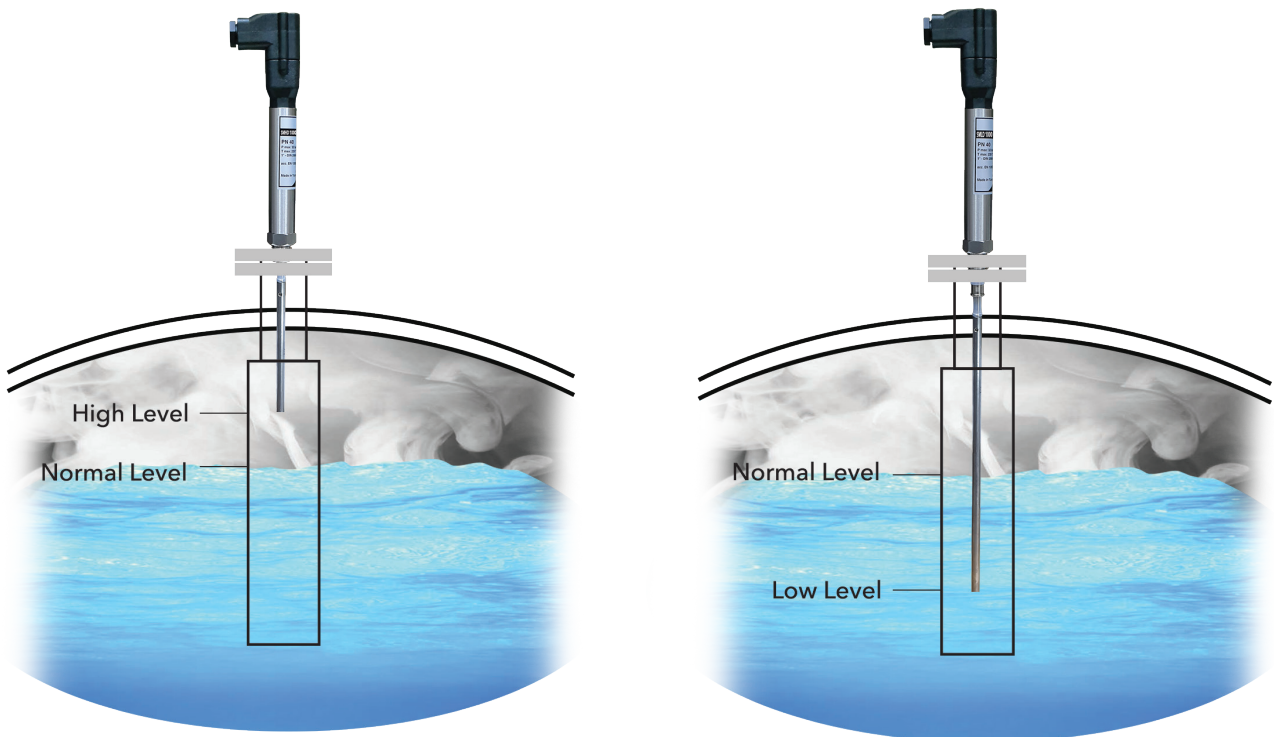
SMH 1000 high level alarm system consisting of SMK 1000 level alarm controller and SMHD 1000 high level alarm probe and SML 1000 low level alarm system consisting of SMK 1000 level alarm controller and SMLD 1000 low level alarm probe.

The features that distinguish the self monitoring level alarm system from ordinary level alarm systems are as follows;

1. It controls boiler water's low or high level
2. It checks for open circuit (cable break) / short circuit (contact of cables) in the cable between controller and probe.
3. It checks whether the probe level tip touches the boiler body.
4. It checks the leakages that may occur on the probe.
5. It controls the contamination (formation of dirt and scaly layer) at the connection points of the level electrode to the probe body.
6. The controller periodically checks whether the internal circuits are functioning properly.
7. If proper connections are made, the controller shuts down the boiler system as a result of an error occurring as a result of the above controls.

Note: SMH 1000 and SML 1000 Self monitoring level alarm systems are suitable to be used in unattended operation standards for 72 hours according to EN 12952 and EN 12953 standards.

Application Example



SMH 1000


Self Monitoring High Level Alarm System

Self Monitoring Level Alarm Controller

Type	: SMK 1000
Enclosure	: Panel Mounting
Mains Supply	: 230 VAC (+5% / -10%) 50/60Hz
Function	: Self-Monitoring High-Low Level Alarm
Output	: Two Alarm Relay, RS 485 Modbus Output
Max Ambient Temperature	: 55 °C

Self Monitoring High Level Alarm Probe

Type	: SMHD 1000
Nominal Pressure	: PN40
Max. Operat. Temp.	: 239 °C
Max. Operat. Press.	: 32 Bar g
Connection	: ½" BSP Screwed
Length	: 500, 1000, 1500 mm
Max. Ambient Temp.	: 70 °C



Level Alarm Probe



Controller

SML 1000

Self Monitoring Low Level Alarm System

Self Monitoring Level Alarm Controller

Type	: SMK 1000
Enclosure	: Panel Mounting
Mains Supply	: 230 VAC (+5% / -10%) 50/60Hz
Function	: Self-Monitoring High-Low Level Alarm
Output	: Two Alarm Relay, RS 485 Modbus Output
Max Ambient Temperature	: 55 °C

Self Monitoring Low Level Alarm Probe

Type	: SMLD 1000
Nominal Pressure	: PN 40
Max. Operat. Temp.	: 239 °C
Max. Operat. Press.	: 32 Bar g
Connection	: ½" BSP Screwed
Length	: 500, 1000, 1500 mm
Max. Ambient Temp.	: 70 °C

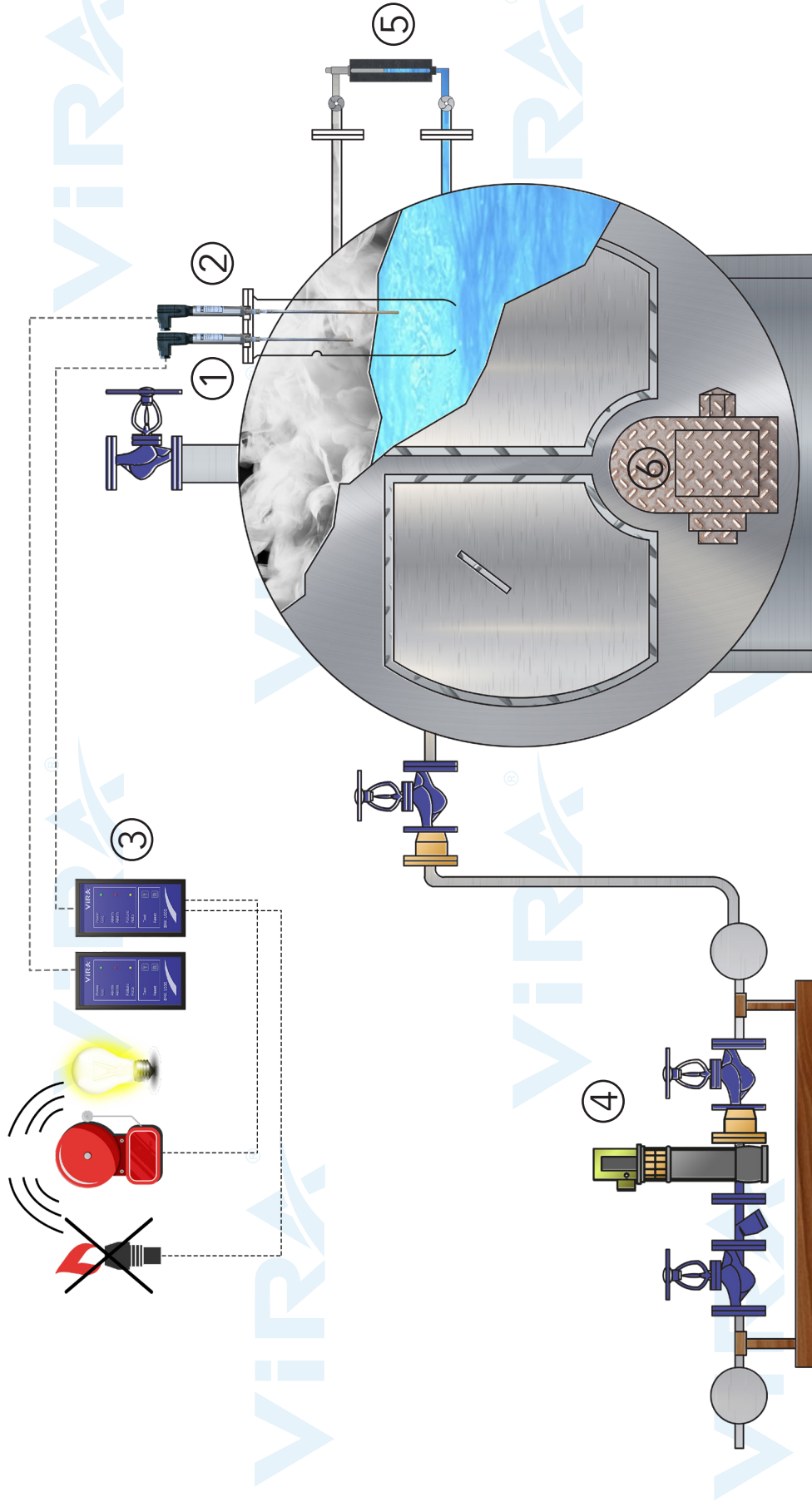


Level Alarm Probe



Controller

High and Low Self Monitoring Level Alarm Systems



1- High Level Alarm Probe **2-** Low Level Alarm Probe **3-** Level Alarm Controller

4- Feedwater Pump **5-** Level Gauge **6-** Burner